

Texture for Living.

STONECRAFT  
INDUSTRIES™

Profile Book

# Texture for Living.

Stone has a unique intricacy that is simply captivating. With such diversity in shape, color and texture it's easy to see why it can dramatically enhance any exterior or interior space.

Our commitment to craftsmanship can be seen within every textural detail, countless hours spent hand-chiseling each and every natural stone before it was carefully replicated through our proprietary mold techniques. At StoneCraft we honor the masonry traditions of the past and promise to deliver quality and affordability with every stone we make.

**STONECRAFT**  
INDUSTRIES





## Farmledge

In the early 1800's farmers would remove rocks from their land in preparation for crops and livestock, often stacking the stones into long walls to help divide properties. It was estimated around 1871 that over 250,000 miles of stone walls existed across New England and New York.

The irregular stone shapes, sizes and textures of Farmledge have been molded into stone panels to re-create the time honored look of stacked stone with the benefit of a simplified installation. Farmledge stone panels are approximately 4 1/8" high with varying lengths ranging from 7 3/4" - 19 3/4".



Hamilton Farmledge




Hudson Farmledge



Westchester Farmledge

Westchester Farmledge

STAYED



## Laurel Cavern Ledge

Laurel Cavern Ledge was meticulously crafted to create a timeless appearance. Handpicked from the rocky ravines and cliffs of North Carolina, this unique profile has rugged yet well defined features. Stones range from 1"-3½" in height and 5"-17" in length.

*indigenous.*



Asher Laurel Cavern Ledge




Chardonnay Laurel Cavern Ledge




Hamilton Laurel Cavern Ledge



Pennsylvania Laurel Cavern Ledge



Tennessee Laurel Cavern Ledge



Asher Laurel Cavern Ledge



## Heritage

The warm and traditional appearance of Heritage lends itself to a wide variety of architectural styles adding elegance to any residential or commercial application. Each stone was originally hand-chiseled by masons to create rugged rectangular ashlar shapes. The profile installs into randomly coursed patterns making an impressive visual statement. Heritage stones range from 2¼"-8" in height and 3½"-17" in length.



Bucktown Heritage



Chardonnay Heritage



Hamilton Heritage



Hill Country Heritage



Ohio Heritage




Old Ohio Heritage




Pennsylvania Heritage



Tan Heritage



Warm Springs Heritage



Wisconsin Heritage

Warm Springs Heritage

# Fieldstone

With a wide range of bold angular shapes and rugged surface texture, Fieldstone creates a unique visual dialog. Inspired by rustic European building techniques, Fieldstone consists of intentionally irregular shapes and sizes. The profile ranges from 2"-18" in height and 4"-18" in length, with an average of 7" x 9".




Bucktown Fieldstone



Canyon Grey Fieldstone



Colorado Fieldstone



Mountain Fieldstone



Pennsylvania Fieldstone



Valley Forge Fieldstone



Warm Springs Fieldstone

Bucktown Fieldstone





## Ledgestone

The linear lines of this versatile profile create an appealing contrast of rugged texture and contemporary design. Ledgestone ranges from approximately 1"-5" in height and 5"-21" in length. Installed in a dry-stack application the stones stack tightly together horizontally as the varying stone depths create intriguing shadow play.



Bucktown Ledgestone



Chardonnay Ledgestone




Hamilton Ledgestone



Kingsford Grey Ledgestone



Pennsylvania Ledgestone



Tennessee Ledgestone



Wisconsin Ledgestone

Tennessee Ledgestone

# Monarch

With its fine-grained texture and angular flagstone corners, Monarch is one of our largest overall profiles. Rich surface details and a blend of both large and small stones create a striking and commanding presence. Terrific for broad applications, Monarch ranges from 3"-18" in height and 4"-19" in length.




Canyon Grey Monarch



Mountain Monarch



Pennsylvania Monarch



Sandstone Monarch



Valley Forge Monarch



Mountain Monarch





## Top Rock

The rubble shaped stone indigenous to Pennsylvania features subtle contours and smoother rounded edges. The sandstone appearance with its low profile face allows light to emphasize the colors inherent within each stone. Top Rock ranges from 2"-20" in height and 5"-25" in length.

*Natural*




**Brown** Top Rock



**Pennsylvania** Top Rock



**Realen** Top Rock



**Warm Springs** Top Rock

**Warm Springs** Top Rock




# Cobble


The sandstone textured profile Cobble is roughly chisel-cut into rectangular ashlar shapes. To soften the rugged appearance, the edges are slightly weather worn. Subtle face texture and unique beveling encourage the individuality of each stone. Cobble ranges in size from 2½"-12" in height and 4"-21" in length.




Canyon Grey Cobble



Grey Cobble



Mountain Cobble




Valley Forge Cobble



Grey Cobble

## River Rock

The distinctive and time honored shape of River Rock is easily recognizable. Soft rounded contours are slowly revealed from the gradual effects of rushing water. River Rock ranges in size from approximately 1½"–15" in height and 3"–18" in length.



Adirondack River Rock

## DutchCraft Foundation

Inspired by the old-world craftsmanship of the Pennsylvania Dutch, this substantial profile can be used to enhance the foundation of any residential or commercial project. The approximate height is 8" and the lengths come in three sizes: 18", 24" and 30".



DutchCraft Foundation

## Accessories

StoneCraft accessories are designed to provide the finishing touch to any stone veneer application. Developed specifically to work in concert with any of our profile colors, each accessory is offered in four versatile colors.



Espresso Grey Cream Caramel



**Wainscot Sill**  
20"W × 3"H × 1.5"D



**Keystone**  
8"-5.5"W × 10"H × 1.5"D



**Trim Stone**  
6"W × 8"H × 2"D



**Rock Face Sill**  
19.75"W × 3"D × 2"H (FACE)  
TO 2.5"H (BACK)



**Light Box**  
8"W × 11"H × 1.5"D



**Receptacle Box**  
7"W × 8"H × 1.5"D



**135° Corners**  
*Available for Heritage Profile Only*



**Pier Cap**  
26"W × 26"L × 2.5"-5.5"H



**Peaked Wall Cap**  
20"L × 12"W × 2.375"-3.5"H  
20"L × 16"W × 2"-3.5"H



**Flagstone Wall Cap**  
37"L × 9"W × 2.25"H  
37"L × 12"W × 2.25"H




**Hearthstone**  
19"W × 20"L × 1.5"H

# Profile Sizes & Quantities

Dimensions listed are approximate; actual sizes may vary slightly.

	HEIGHT	LENGTH	FLAT THICKNESS	CORNER HEIGHT	QTY./BOX
<b>Farmledge</b>					
FLATS	4 $\frac{7}{8}$ "	7 $\frac{3}{4}$ "–19 $\frac{3}{4}$ "	1 $\frac{1}{4}$ "–1 $\frac{1}{2}$ "		11 Sq. Ft.
CORNERS	Short Inside Return 2 $\frac{3}{4}$ "	Long Inside Return 6 $\frac{5}{8}$ "–10 $\frac{5}{8}$ "		4 $\frac{7}{8}$ "	9 Lft.
<b>Laurel Cavern Ledge</b>					
FLATS	1"–3 $\frac{1}{2}$ "	5"–17"	1"–2 $\frac{1}{8}$ "		12 Sq. Ft.
CORNERS	Short Inside Return 2"–7 $\frac{1}{2}$ "	Long Inside Return 3"–11"		1 $\frac{7}{8}$ "–2 $\frac{3}{8}$ "	8 Lft.
<b>Heritage</b>					
FLATS	2 $\frac{1}{4}$ "–8"	3 $\frac{1}{2}$ "–17"	1"–2 $\frac{1}{2}$ "		11 Sq. Ft.
CORNERS	Short Inside Return 2 $\frac{1}{4}$ "–4 $\frac{1}{4}$ "	Long Inside Return 5 $\frac{3}{4}$ "–16"		3 $\frac{3}{4}$ "–10 $\frac{1}{2}$ "	7 Lft.
<b>Fieldstone</b>					
FLATS	2"–18"	4"–18"	1"–2 $\frac{1}{2}$ "		10 Sq. Ft.
CORNERS	Short Inside Return 1"–5 $\frac{3}{4}$ "	Long Inside Return 3"–11 $\frac{3}{8}$ "		2 $\frac{5}{8}$ "–12"	8 Lft.
<b>Ledgestone</b>					
FLATS	1"–5"	5"–21"	1 $\frac{1}{2}$ "–3"		9 Sq. Ft.
CORNERS	Short Inside Return 1 $\frac{1}{4}$ "–8 $\frac{3}{4}$ "	Long Inside Return 3"–13 $\frac{5}{8}$ "		1 $\frac{7}{8}$ "–7"	7 Lft.
<b>Monarch</b>					
FLATS	3"–18"	4"–19"	1 $\frac{3}{8}$ "–2 $\frac{7}{8}$ "		12 Sq. Ft.
CORNERS	Short Inside Return 1 $\frac{1}{4}$ "–6 $\frac{1}{4}$ "	Long Inside Return 3 $\frac{5}{8}$ "–15 $\frac{3}{4}$ "		4 $\frac{1}{2}$ "–18 $\frac{1}{2}$ "	8 Lft.
<b>Top Rock</b>					
FLATS	2"–20"	5"–25"	1"–3 $\frac{1}{2}$ "		8 Sq. Ft.
CORNERS	Short Inside Return 2 $\frac{3}{4}$ "–5"	Long Inside Return 5 $\frac{1}{2}$ "–15"		3 $\frac{3}{4}$ "–15 $\frac{1}{8}$ "	8 Lft.
<b>Cobble</b>					
FLATS	2 $\frac{1}{2}$ "–12"	4"–21"	1 $\frac{7}{8}$ "–2 $\frac{3}{4}$ "		10 Sq. Ft.
CORNERS	Short Inside Return 2 $\frac{1}{8}$ "–4 $\frac{5}{8}$ "	Long Inside Return 3"–13 $\frac{3}{4}$ "		2 $\frac{1}{2}$ "–8 $\frac{1}{2}$ "	7 Lft.
<b>River Rock</b>					
FLATS	1 $\frac{1}{2}$ "–15"	3"–18"	2"–3 $\frac{1}{2}$ "		8 Sq. Ft.
CORNERS	Short Inside Return 1 $\frac{1}{2}$ "–5 $\frac{1}{4}$ "	Long Inside Return 1 $\frac{3}{4}$ "–8 $\frac{1}{2}$ "		1 $\frac{1}{2}$ "–12"	10 Lft.
<b>DutchCraft Foundation</b>					
FLATS	8"*	18", 24", & 30"	1 $\frac{1}{2}$ "		117 Sq. Ft.
CORNERS	Short Inside Return 6"	Long Inside Return 18" & 24"		8"	33 Lft.

\*Flats include eight 16" x 16" jumpers.



Because StoneCraft replicates natural stone, variations should, and can be expected. Even though colors in this brochure are as close to the actual stone as possible, photographic and printing techniques – and actual viewing conditions – can alter perception of color. It is recommended to obtain a sample of StoneCraft before placing an order.

STONECRAFT  
INDUSTRIES™

**Texture for Living.**

StoneCraft.com | 1-888-580-6448